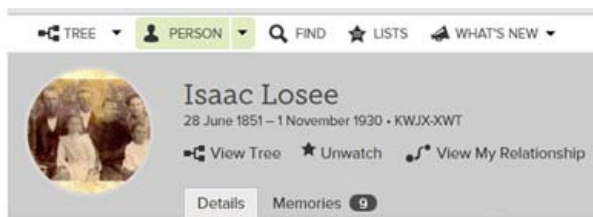


## Preparing your Fan Chart for printing at Family Discover Day

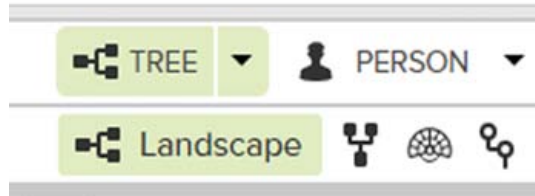
Log into Family Tree. Select yourself or someone else in your Family Tree



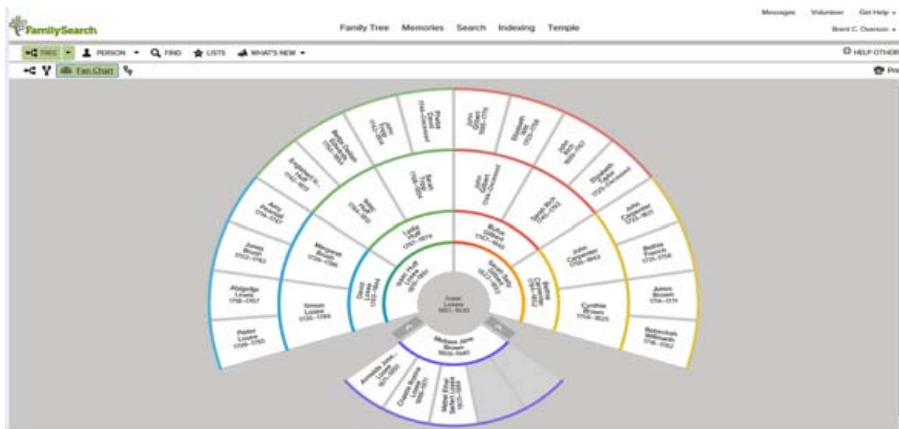
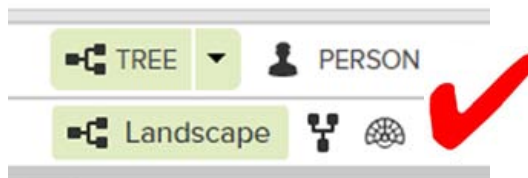
In the upper left hand corner of the page, just below the name of the person you have selected you will see "View Tree". Click on it and a pedigree chart will appear.



In the upper left hand corner of this screen you will see :

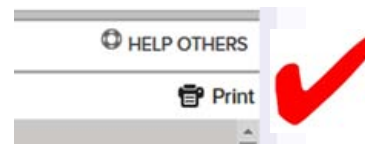


Click on the fan icon.



A 5 generation fan chart will appear on your computer screen.

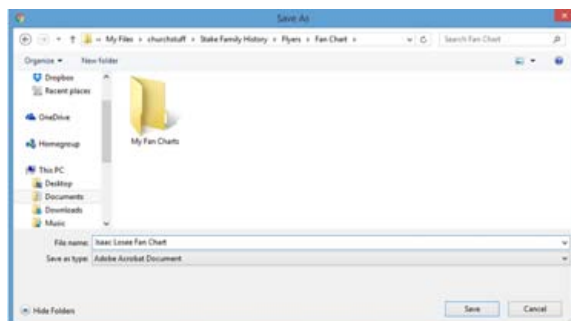
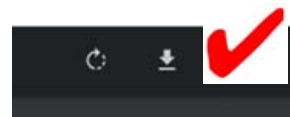
In the upper right hand corner of your fan chart screen you will see a print button. Click it.



A new screen will open with a 7 generation pdf format fan chart.

In the upper right hand corner of this screen you will see this:

Click on the middle arrow icon.



A "Save As" window will appear on your computer screen. Save your Fan Chart to a flash drive you've inserted into your computer USB port.

Bring your flash drive to the Family Discovery Day event and you will be able to print a large copy of your fan chart. The cost is \$2 per chart. A Family History Consultant will be there to assist you.